
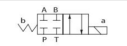

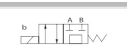





DISTRIBUIDOR ELETRICO - CETOP3



REFERENCIA	ESQUEMA	PART NUMBER	VOLTAGEM	CAUDAL MAX	P.MAX (BAR)
				(L/MIN)	
116923		SD3-B2-C12-N20	12VDC	80	315
115915		SD3-B2-C24-N20	24VDC	80	315
116918		SD3-B2L-C24-N20	24VDC	80	315
118221		SD3-B2B-C24-N20	24VDC	80	315
118223		SD3-B2BL-C24-N20	24VDC	80	315
116919		SD3-B3-C24-N20	24VDC	80	315
116920		SD3-B3L-C24-N20	24VDC	80	315
115918		SD3-B3B-C12-N20	12VDC	80	315
115913		SD3-B3B-C24-N20	24VDC	80	315
121397		SD3-B3BL-C24-N20	24VDC	80	315
121408		SD3-B11B-C24-N20	24VDC	80	315
121409		SD3-B11BL-C24-N20	24VDC	80	315
121413		SD3-B25B-C24-N20	24VDC	80	315
121462		SD3-B60B-C12-N20	12VDC	80	315
116921		SD3-B60B-C24-N20	24VDC	80	315
115916		SD3-C2-C12-N20	12VDC	80	315
115920		SD3-C2-C24-N20	24VDC	80	315
116922		SD3-C3-C24-N20	24VDC	80	315
115917		SD3-C4-C12-N20	12VDC	80	315
116932		SD3-C4-C24-N20	24VDC	80	315
116926		SD3-C60-C12-N20	12VDC	80	315
116933		SD3-C60-C24-N20	24VDC	80	315