























ACESSORIOS RETENÇÃO PILOTADA DUPLA - BLOCO DIN2353



REFERENCIA	DESENHO TECNICO	PART NUMBER	A	B	C
			(GAS)	MM	
125618		OC1/4	1/4	38	Ø 12
113438		OC3/8	3/8	40	Ø 12
125619		OC1/2	1/2	44	Ø 15
125620		OM1/4	1/4	112	Ø 12
125621		OM3/8	3/8	106	Ø 12
125623		OL1/4	1/4	205	Ø 12
125624		OL3/8	3/8	199	Ø 12
125625		OL1/2	1/2	202	Ø 15
125626		OXL3001/4	1/4	305	Ø 12
125628		OXL4001/4	1/4	405	Ø 12
125630		OXL5001/4	1/4	505	Ø 12
125627		OXL3003/8	3/8	300	Ø 12
125629		OXL4003/8	3/8	400	Ø 12
125631		OXL5003/8	3/8	500	Ø 12
144497		OXL6003/8	3/8	600	Ø 12
125632		OCN1/4	1/4	14	1/4
113440		OCN3/8	3/8	16	3/8
125634		ODO1/4X12L	1/4	43.5	Ø 12

REFERENCIA	DESENHO TECNICO	PART NUMBER	A	B	C
			(GAS)	MM	
113437		ODO3/8X12L	3/8	38.5	Ø 12
125636		ODO18X12L	M18	41	Ø 12
125635		ODO1/2X15L	1/2	44.5	Ø 15
113439		Vf3/8	3/8	-	-